

THE ULTIMATE™



FEATURES:

LARGEST HOPPER IN THE INDUSTRY - 12 YD.

10,000 LB. ARM LIFTING CAPACITY

LARGEST TORQUE TUBE PILLOW BLOCK

HYDRAULIC LINES RECESSED INTERNALLY WITHIN ARMS

EASY TO SERVICE AND MAINTAIN

STANDARD AUTO-DUMP FEATURE

EXTRA TALL, EXTENDED TAILGATE SEAL

SIMPLE AUTO-LOCKING HYDRAULIC TAILGATE

UNMATCHED COMPACTION

INDUSTRY-LEADING CYCLE TIME



EASY. SIMPLE. RELIABLE.

LOW MAINTENANCE / HIGH COMPACTION AUTOMATED FRONT LOADER BY **Pac-Tech**
A DIVISION OF CON-TECH MANUFACTURING, INC.

THE ULTIMATE™

FRONT LOADER



SIZES AVAILABLE:

32 yd. 36 yd. 38 yd. 40 yd. 43 yd.



Pac-Tech
A DIVISION OF CON-TECH MANUFACTURING, INC.

WWW.PTPACKERS.COM

507-374-2239

EASY. SIMPLE. RELIABLE.

THE COMPANY THAT
LISTENS

507-374-2239

WWW.PTPACKERS.COM

THE ULTIMATE™

Changing the Industry



EASY, SIMPLE, RELIABLE. The Pac-Tech® Ultimate™ Front Loader is a perfect example of what can be accomplished by listening to our customers. It's easy to operate, built with straight-forward, reliable components, and will add value to your operation.

SIMPLE, RELIABLE OPERATING SYSTEM

Easy to maintain and simple to operate




RECESSED HOPPER CAMERA & LIGHT

Placed out of the way of debris and moving parts



EASY-ACCESS HYDRAULIC LINES

Recessed manifold away from trash and easy to maintain



LARGER TORQUE TUBE PILLOW BLOCK

Designed for increased durability/easy serviceability



DESIGNED BY THE INDUSTRY

BOLT-ON ONE-PIECE TOP DOOR TRACKS

and wind guard

AXALTA™ POLYURETHANE PAINT

maximum protection for your investment

INDUSTRY-LEADING HOPPER SIZE

12-yd. hopper constructed of Hardox™ AR500 Tuf steel

2-CAMERA L.E.D. SAFETY VISION® SYSTEM

with 7" dash display

ELECTRIC OVER HYDRAULIC CONTROLS

for smoother, more reliable control

RECESSED HYDRAULIC PIPES

embedded within arms for maximum protection

LARGE TUCK-AWAY, BOLT-ON HOPPER LADDER



THOUGHTFULLY-DESIGNED WIND GUARD

low-profile design for improved height and obstacle clearance

L.E.D. LIGHTING SYSTEM

with AMPSEAL™ connectors

EXTENDED TAILGATE SEAL

extra tall seal

BODY MADE OF HIGH-QUALITY STEEL

AR and Hardox™ steel

ENCLOSED PACKING CHAMBER

for unparalleled packing capability

NITRIDE-PLATED 3-STAGE PACK CYLINDERS

with extreme-duty reinforcement

RECESSED HYDRAULIC MANIFOLD

for ease of maintenance and maximum protection



REPLACEABLE WEAR SHOES

Bolt-on wear shoes for quick replacement



DUAL HOPPER SIDE DOORS

Dual hopper doors for unmatched accessibility




BOLT-TOGETHER MODULAR CANOPY

Both air-actuated and manual operation



TAILGATE LATCH MECHANISM

Low-profile, positive tailgate locking mechanism




BOLT-ON STAINLESS STEEL FENDERS

Corrosion-resistant, easily replaceable fenders



BOLT-ON STAINLESS STEEL LIGHT BARS

Corrosion-resistant and easily replaceable



ENHANCED PACKER BLADE/SHARK TEETH

Resulting in maximum compaction and durability



ELEVATED EJECTOR TRACK

Chromium carbide wear strips extend life/prevent corrosion