

# BANDIT

## ARM FEATURES:

EASY TO SERVICE AND MAINTAIN

UNMATCHED COMPACTION

INDUSTRY-LEADING CYCLE TIME

FINGERTIP AND JOYSTICK CONTROLS  
COME STANDARD

INDUSTRY-LEADING CYLINDERS  
WITH 2" PINS

EASY OPERATING SYSTEM

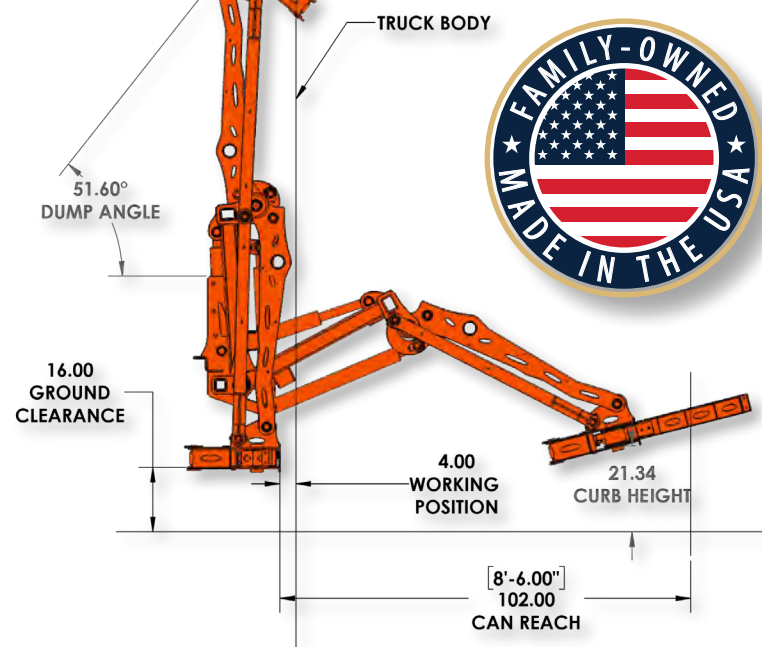
8'6" ARM REACH

SIMPLE, QUICK, ARM REPLACEMENT

ARM UTILIZES OVERSIZED EXTRA  
HEAVY-DUTY 2" TAPERED BEARINGS

300+ GALLON CAPABLE FINGERS

UNIVERSAL 30-300 GALLON  
GRABBER OPTIONS



### EASY. SIMPLE. RELIABLE.

LOW MAINTENANCE / HIGH COMPACTION AUTOMATED SIDE LOADER BY

**Pac-Tech**  
A DIVISION OF CON-TECH MANUFACTURING, INC.

# BANDIT

*Changing the Industry*



## SIZES AVAILABLE:

20 yd.

28 yd.

31 yd.



**Pac-Tech**  
A DIVISION OF CON-TECH MANUFACTURING, INC.

[WWW.PTPACKERS.COM](http://WWW.PTPACKERS.COM)

507-374-2239

## EASY. SIMPLE. RELIABLE.

THE COMPANY THAT  
 LISTENS  
507-374-2239

[WWW.PTPACKERS.COM](http://WWW.PTPACKERS.COM)

# THE BANDIT™

*Changing the Industry*



EASY, SIMPLE, RELIABLE. The Bandit™ is a perfect example of what we can be accomplished by listening to our customers. It's easy to operate, built with straight-forward, reliable components, and will add value to your operation.

## REPLACEABLE ARM PARTS

Featuring bolt-on replaceable parts for easier maintenance and repair



## SIMPLE OPERATING SYSTEM

Minimizing downtime with a simple and easy-to-maintain system



## MANUAL DUMP MANIFOLD

Ability to manually override controls to dump body



## CHALLENGING TRADITIONAL THOUGHT:

### L.E.D. LIGHTING SYSTEM

with watertight AMP seal connectors

### HEAVY-DUTY BODY WALLS

constructed of AR200 steel

### DURABLE TAILGATE WALLS

constructed of AR450 steel

### TAILGATE LIGHT ENCLOSURE

### CHROMIUM CARBIDE PACKER SHOES & WEAR STRIPS

### 1-PIECE, LONG-LASTING HOPPER FLOOR

constructed of Hardox™ AR500 Tuf steel

### INDUSTRY-LEADING 7-YARD HOPPER SIZE

### AXALTA™ POLYURETHANE PAINT

maximum protection for your investment

### 2-CAMERA L.E.D. SAFETY VISION® SYSTEM

### ELECTRIC OVER HYDRAULIC CONTROLS

### 50-GALLON HYDRAULIC OIL RESERVOIR

### TOUGH HOPPER WALLS

constructed of AR200 steel




### REPLACEABLE WEAR SHOES

Bolt-on wear shoes allow for quick replacement to minimize downtime




### CLEAN OUT DOORS

Extra large clean out doors for easier access




### TAILGATE LATCH MECHANISM

Positive tailgate locking mechanism out of the way of debris




### BOLT-ON STAINLESS STEEL FENDERS

Easily replaceable, made from corrosion-resistant stainless steel



### LIGHT-UP MANIFOLD CONNECTIONS

Troubleshoot quickly and easily with integrated indicator lights



### BOLT-ON STAINLESS STEEL LIGHTBARS

Replaceable lightbars, made from corrosion-resistant stainless steel